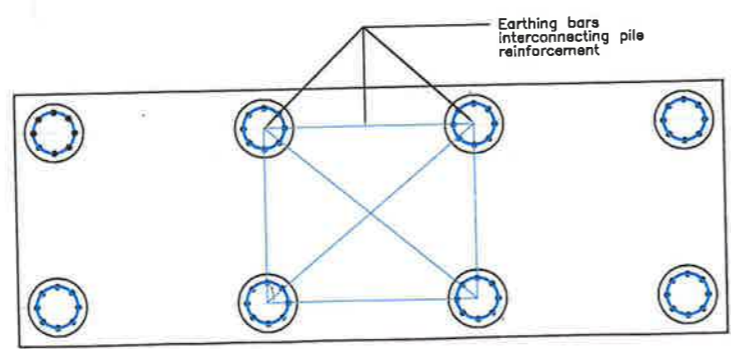
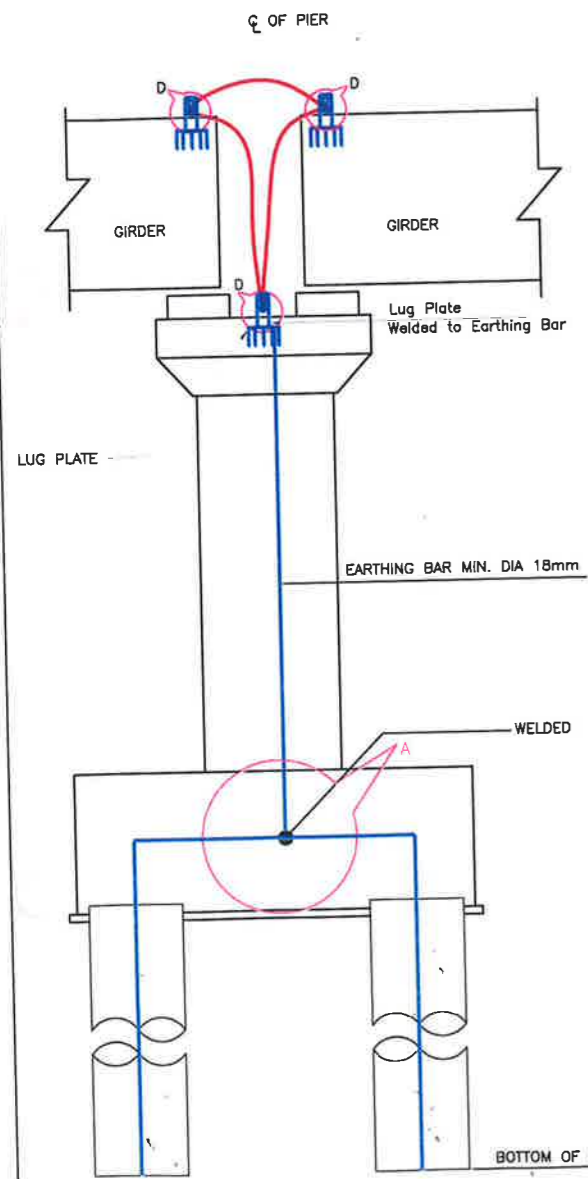
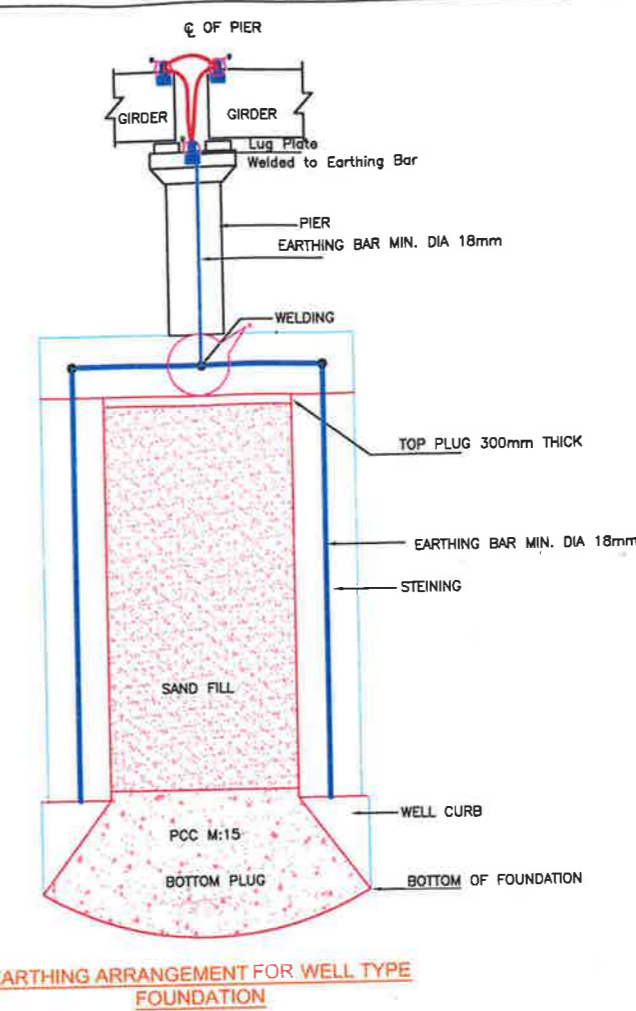


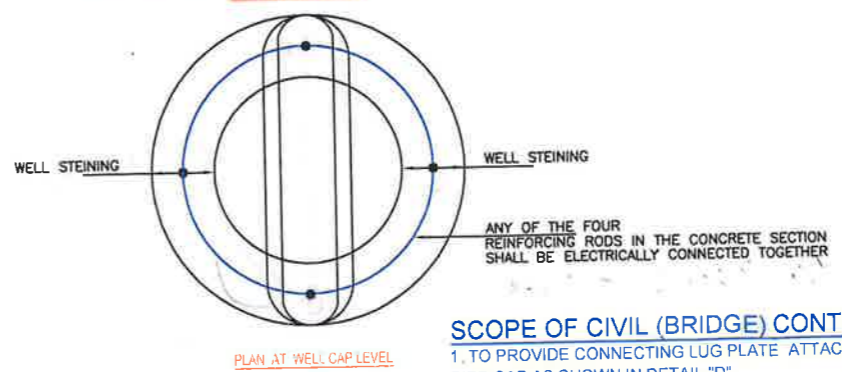
SECTION SHOWING INTER CONNECTIONS OF CONTINUITY BARS AND EARTHING ARRANGEMENT.



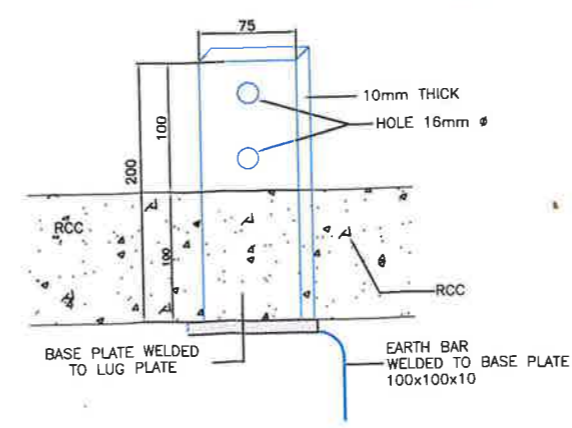
Earthing arrangement to be followed for max. 4 piles. In case of 4 or less piles all piles shall be interconnected.



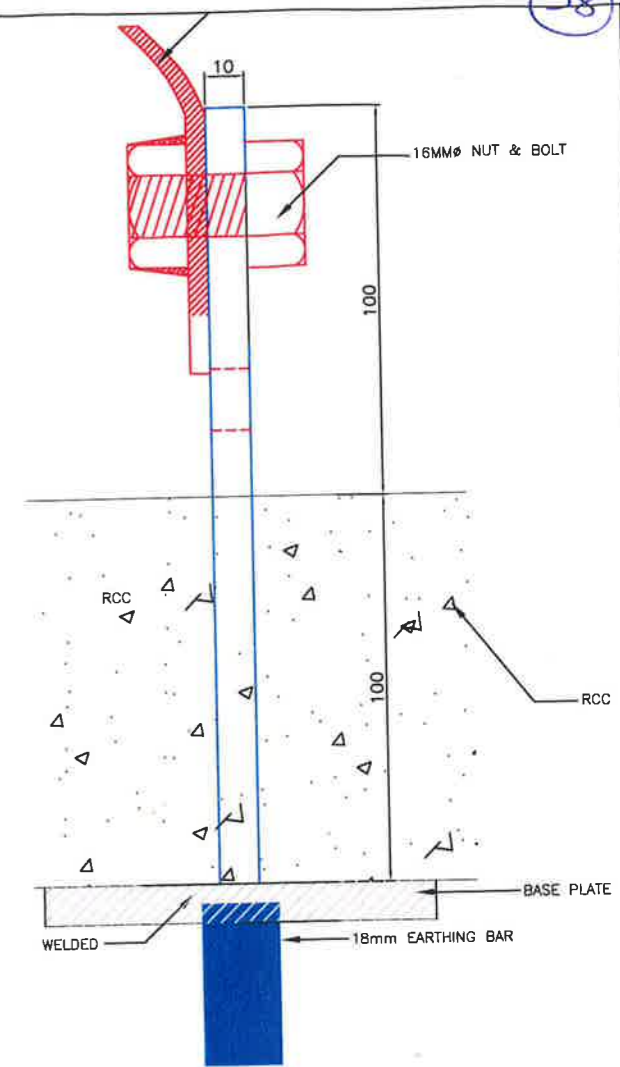
EARTHING ARRANGEMENT FOR WELL TYPE FOUNDATION



PLAN AT WELL CAP LEVEL



FRONT VIEW OF LUG PLATE AT LOCATION MARKED "D"



SCOPE OF CIVIL (BRIDGE) CONTRACTOR

1. TO PROVIDE CONNECTING LUG PLATE ATTACHED TO REINFORCEMENT AT BOTH ENDS OF EACH GIRDER & PIER CAP AS SHOWN IN DETAIL "D"
2. TO PROVIDE EQUIPOTENTIAL CONTINUITY BAR FROM LUG PLATE PROVIDED AT THE PIER CAP TO THE BOTTOM OF FOUNDATION BY USING ANY ONE OF THE STRUCTURAL ROD OF MIN. DIA 18mm AS SHOWN IN THE DRAWING. THE REINFORCING RODS IN EACH CONCRETE SECTION (PIER) SHALL BE ELECTRICALLY CONNECTED TOGETHER
3. INTERCONNECTION OF CONTINUITY BARS SHALL BE MADE THROUGH WELDING AS SHOWN IN DETAIL "A"
4. IN CASE OF BRIDGES WITH STEEL SUPER STRUCTURE, CONTRACTOR SHALL PROVIDE SUITABLE HOLES IN THE STEEL STRUCTURE AT SUPPORTS FOR CONNECTION OF JUMPERS BY ELECTRICAL CONTRACTOR.

SCOPE OF TRACTION CONTRACTOR

1. TO PROVIDE JUMPERS BETWEEN LUG PLATES, BEC, ONE MAST AS SHOWN IN "D"

GENERAL

1. EARTHING ARRANGEMENT AS INDICATED IN THE DRAWING TO BE FOLLOWED ON EACH PIER LOCATION ON BRIDGE STRUCTURE WITH WELL AND PILE FOUNDATION
2. IN CASE OF ANY DISPUTE IN SCOPE OF WORK SHOWN IN THIS DRAWING VIA A VIS EMPLOYERS REQUIREMENTS, SCOPE OF WORK AS GIVEN IN EMPLOYERS REQUIREMENT SHALL PREVAIL.
3. THIS BEING A TYPICAL DRAWING, IN CASE OF TECHNICAL DIFFICULTY DUE TO DIFFERENT PIER/GIRDER ARRANGEMENT THE CASE SHALL BE REFERRED TO ELECTRICAL DEPARTMENT FOR SITE SPECIFIC SOLUTION

BLUE COLOUR:- WORK TO BE EXECUTED BY CIVIL CONTRACTORS.
RED COLOUR:- WORK TO BE EXECUTED BY E&M CONTRACTORS.

Approved By
3M / BL / PS
GGM / CO / EC
GM / CO / WC

21/07/14
21/07/14

Drawing Title
TYPICAL SKETCH FOR EARTHING & BONDING SCHEME ON BRIDGE PIERS & ABUTMENTS WITH PILE / WELL FOUNDATION

Drawing Number **HQ/EL/OHE/P4.1/Earthing**
Scale **NTS**
Reference **EMP4/OHE/110**
Drawn By
Checked By
Approved By

Client
mtc
मेट्रो स्टेशन बिल्डिंग
5th Floor, Pragati Maidan Metro Station Building,
New Delhi-110001, INDIA